

Printable Heat Transfer Vinyl for Dark Garment

Equipment

- Eco solvent printer
Roland SP-300 VersaCamm
Mimaki JV-3/ JV33-130
Mutoh
- Eco solvent ink
- Heat press machine
- Fabric
100% uncoated polyester
100% cotton
All poly/cotton blends

Washing Recommendations

- Wash after 24hours transferring
- Wash warm water or cold water
- Turn garment 'inside-out' wash
- Don't use bleach
- Machine wash soft
- Don't dryclean

Usage Process

1. Printer Mimaki JV33-130, inkload 3.5; Software Miantop
2. Open design on CorelDRAW X7 make cutting on GRAPHTEC plotter, Speed:45cm/s, Thickness: 7
3. Peel the background paper off design get out the design
4. Use Transfer Mask get the design
5. Design face-up on garment for heat press; Press suggested at 165°C(320F), 15s
6. Cold peel the transfer mask get garment ready
7. If you need soft touch feeling, can pull the fabric lightly.

Size

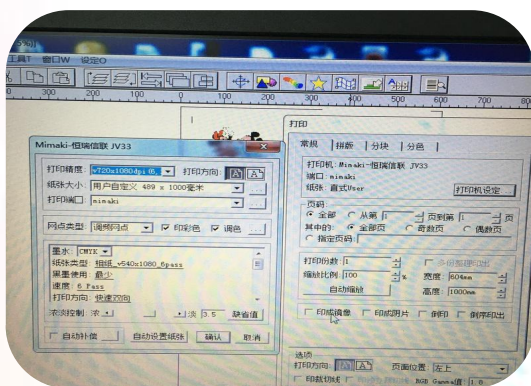
Roll
61cm x50m, 3"core
105cm x50m, 3" core

Advantage


- Easy print
- Easy peel with transfer mask
- High elastic
- Soft stretch feeling
- Bright color
- Cold peel

Transfer Mask


Size: 50cm x25m



Print on Maintop softwear



Inkload with 3.5



Open design on CorelDRAW X7 make cutting



Cut on GRAPHTEC plotter, Speed:45cm/s, Thickness: 7



Peel the background paper off design get out the design



Use Transfer Mask get the design



Design face-up on garment for heat press



Preheat press machine suggested at 165°C(320F), 15s



Cold peel the transfer make



Get the garment ready